

**D. K. M COLLEGE FOR WOMEN
(AUTONOMOUS),
VELLORE- 1**



Women Development Cell

Report

on

Hands – on Training Programme

2021-2022

D.K.M COLLEGE FOR WOMEN(AUTONOMOUS), VELLORE-1
WOMEN DEVELOPMENT CELL

Name of the Programme: Clay Jewellery Making & Fabric Painting

No of Beneficiaries: 17

Date: 06.11.2021 and 07.11.2021

Venue: Google Meet

Time: 3.00 p.m. to 5.00 p.m.

Content

- ❖ Invitation.
- ❖ Registration form.
- ❖ Participants' List
- ❖ Report of the event.
- ❖ Screenshots of session 1 and 2.
- ❖ Feedback analysis.
- ❖ Sample Certificate.

Invitation

D.K.M COLLEGE FOR WOMEN (AUTONOMOUS) VELLORE -1
WOMEN DEVELOPMENT CELL

Organizing
HANDS-ON TRAINING PROGRAMME



Resource Person:
Mrs. Jayashree Narayanan,
Fevicryl certified specialist,
Pidilite Industries,
Chennai-86

Date: 06.11.2021
Session - 1
Event: CLAY JEWELLERY
Time : 3.00 to 5.00 pm



Date: 07.11.2021
Session - 2
Event: FABRIC PAINTING
Time: 3.00 to 5.00 pm



CONVENER

Dr. R. Banumathy
Head and Associate Professor of
Economics

PATRON

Dr. P. N. Sudha
Principal

CHIEF PATRONS

Er. D. Maninathan - Secretary
Dr. T. Sivakumar - President

Registration form

Browser tabs: (no subject) - devisavaj17@gmail.com, TWO DAYS HANDS-ON TRAINING, Google

Address bar: docs.google.com/forms/d/e/1FAIpQLSed4qfX3YbqDhRTv1aOfh6KrhFIRpQL2dSgy9galqGsc2vQ/viewform?vc=0&cc=0&w=1&...

Form Title: TWO DAYS HANDS-ON TRAINING PROGRAMME ON CLAY JEWELLERY MAKING & FABRIC PAINTING. DKM COLLEGE FOR WOMEN (AUTONOMOUS), VELLORE.

Account: mathsdmcaided@dkmcollege.ac.in [Switch account](#) Draft restored

* Required

Email *

Your email

NAME *

Your answer

DKM COLLEGE FO...xlsx

Show all

Address bar: 6:56 PM

Browser tabs: (no subject) - devisavaj17@gmail.com, TWO DAYS HANDS-ON TRAINING, Google

Address bar: docs.google.com/forms/d/e/1FAIpQLSed4qfX3YbqDhRTv1aOfh6KrhFIRpQL2dSgy9galqGsc2vQ/viewform?vc=0&cc=0&w=1&...

Form Fields:

- UG / PG *
- Your answer
- CLASS *
- I YEAR
- II YEAR
- III YEAR
- DEPARTMENT (For Example: BA TAMIL / MA TAMIL) *
- Your answer
- STREAM *
- DAY

DKM COLLEGE FO...xlsx

Show all

Address bar: 6:57 PM

Participants List

Participants List

17 Students from aided and unaided were participated.

NAME	DEPARTMENT (For Example: BA TAMIL / MA TAMIL)	STREAM	WHATSAPP NUMBER
BHARATHI.A	B.Sc Microbiology	EVENING	9789682938
R.Deepika	BA TAMIL	EVENING	9342585236
S. Pavithra	BA Tamil	EVENING	9944325419
SRIMATHI S	BBA	EVENING	7598540127
Asha M	BA Tamil	EVENING	8098180946
Veena .k	BSC Computer science	EVENING	7639477938
Mahalakshmi.U.A	B.Sc Maths	DAY	9489364305
Bumika.E	B.Sc., Mathematics	DAY	6374617830
Aaliya anjum.S.A	B.Com	DAY	9486723324
Anitha.S	B.Com	DAY	9159564501
Aparna.G	BBA	EVENING	9540673545
G. Pavithra	BBA	EVENING	86105690922
R.Geetha	BA Tamil	EVENING	8220356270
R.Geetha	BA Tamil	EVENING	8220356270
Tulasi. S	B. SC Microbiology	EVENING	9629179370
MONIKA. S	BA. Tamil	EVENING	8825533268
Keerthana.r	B.com	EVENING	9361540844

**D.K.M COLLEGE FOR WOMEN (AUTONOMOUS),VELLORE-1
WOMEN DEVELOPMENT CELL**

**A Report on Hands - on Training on Clay Jewellery and
Fabric Painting**

Date: 06.11.2021& 07.11.2021

Women Development Cell organized two days Hands on training on Clay Jewellery Making & Fabric Painting on 06.11.2021 and 07.11.2021 from 3.00 p.m. to 5.00 p.m. for the students of D.K.M College for Women. The program was streamed in Google meet.17 students from aided and unaided participated.

Session I (Day 1)

Programme inaugurated with silent prayer followed by Welcome address by Dr.R.Banumathy, Head and Associate Professor of Economics. She introduced the Resource Person Mrs.Jayashree Narayanan, Fevicryl Certified Specialist, Pidilite Industries, Chennai. In this session, Mrs.Jayashree Narayanan guided the participants for the making of Jewellery with permanent clay – Making of Pendant which includes the following instructions:

- Which clay to use
- How to condition clay design
- Rolling and clay slabs
- Mixing clay
- Layering & patterning
- Using cutters
- Creating textures
- How long does the texture take to dry?
- Color painting techniques in that texture
- Tie the pendant to the rope and turn it into a complete chain
- Assuring the Jewellery

At the end of the session, the resource person also shared some of her experiences and products made by her regarding this art.

Queries from the participants were answered by the resource person in the discussion forum. Participants were permitted to share their views in the forum. Dr.S.Sasikala, Assistant Professor in Tamil proposed the vote of thanks.

Session II (Day 2)

On the Second Day, the Training Program started with silent Prayer. Dr.R.Banumathy, Head and Associate Professor, Department of Economics gave a Formal Welcome Address. Our Resource Person Mrs.Jayashree Narayanan taught the students on how to paint on Fabrics which includes the following instructions:

- Fit an Embroidery Kit on a Fabric
- Draw a Design on Fabric
- Trace the drawn Design

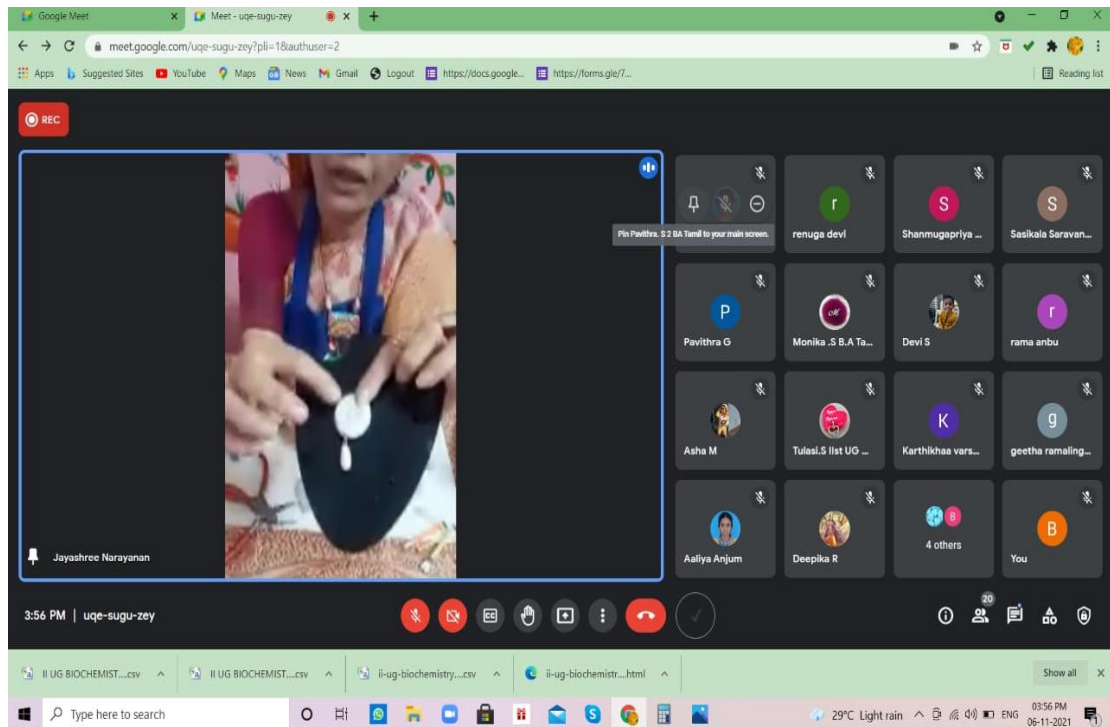
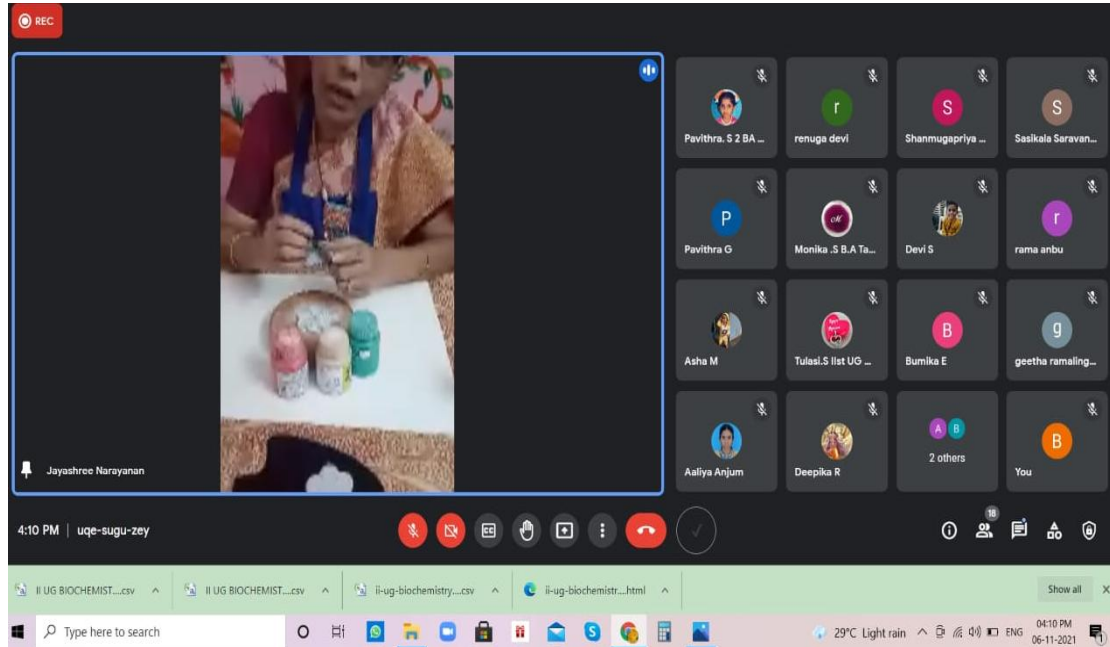
Additionally,

- Various tools used in the art
- Work ethics
- Marketing of end product
- Usage of every products were discussed.

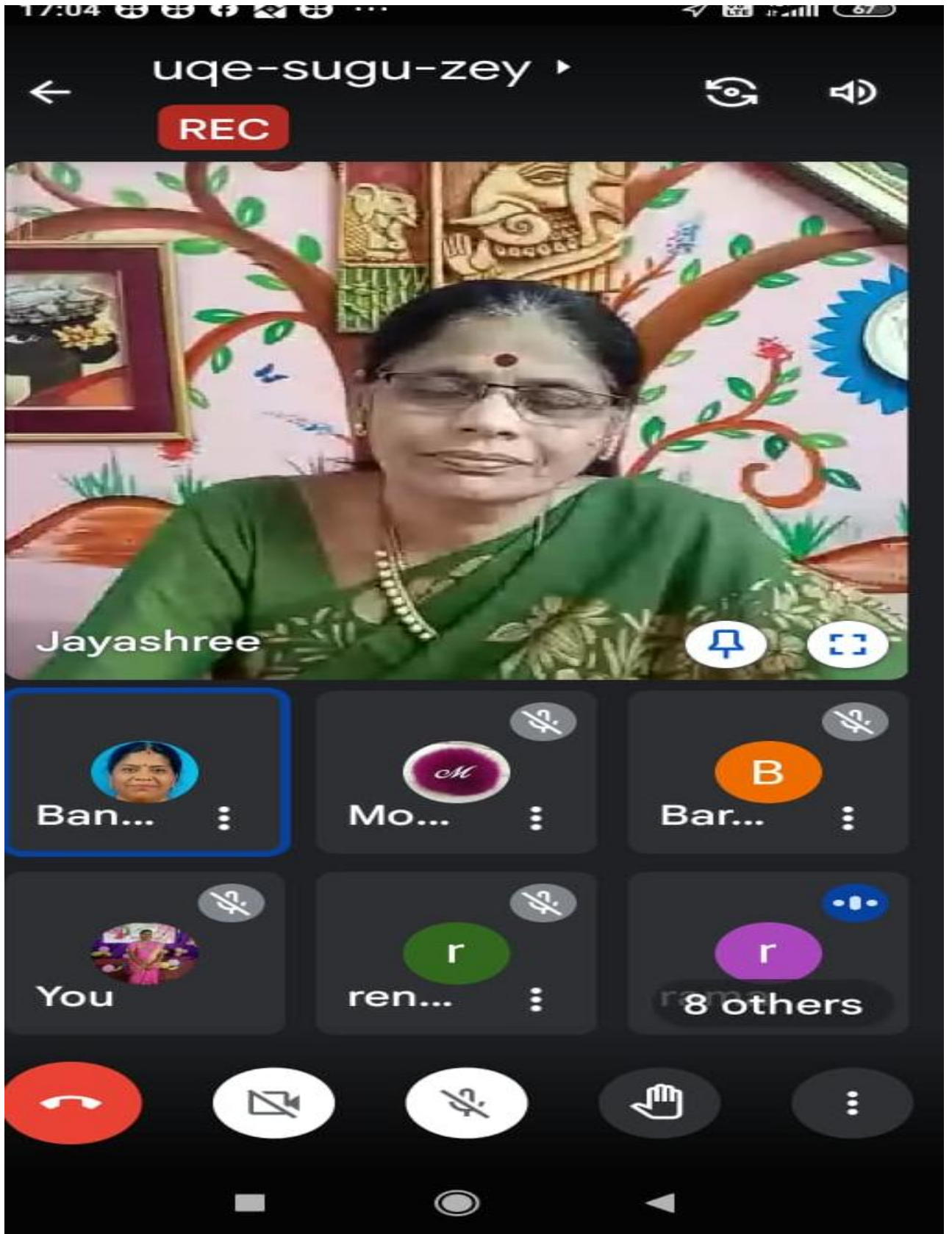
At the end of the session, the resource person also shared some of her experiences and products made by her regarding this art.

Queries from the participants were answered by the resource person in the discussion forum. Participants were permitted to share their views in the forum. Mrs.A.Rama, Assistant Professor of Management studies proposed the vote of thanks.

SCREEN SHOTS: SESSION I and SESSION II



Clay Jewellery Making demonstration by Mrs. Jayashree Narayanan



Fabric colouring demonstration by Mrs.Jayashree Narayanan

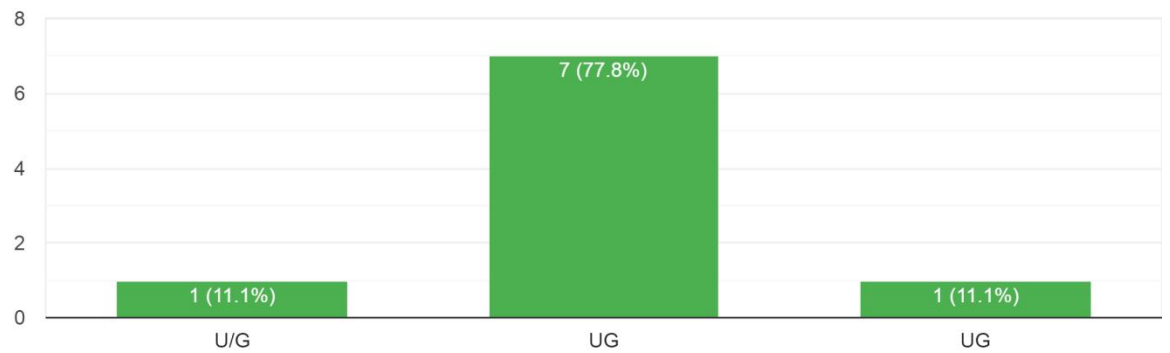
Feedback Analysis

Name of the Participant

Whatsapp Number

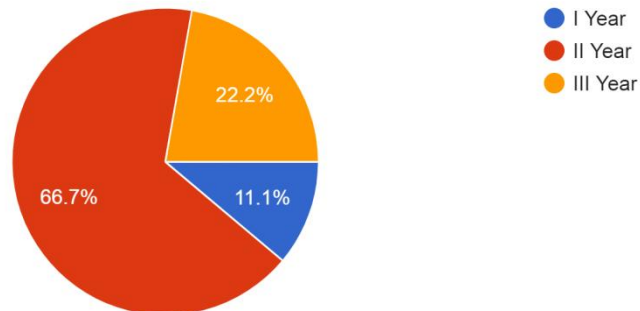
Degree (UG/PG)

9 responses



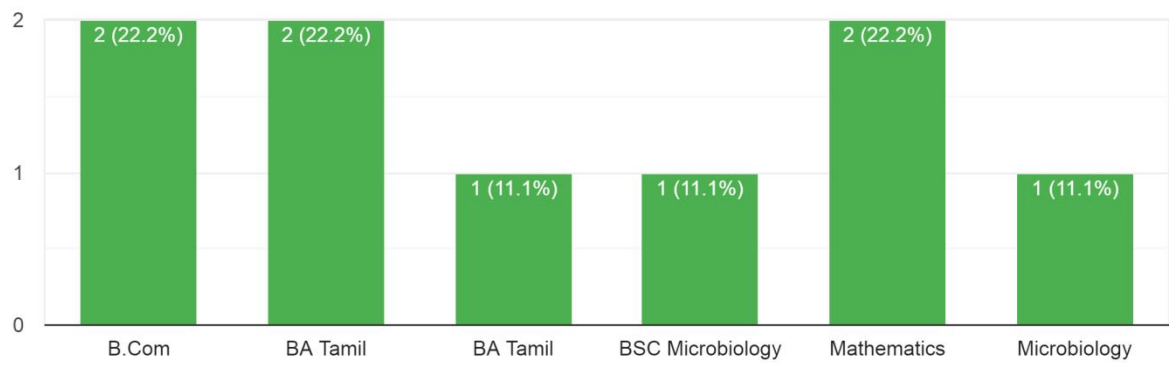
Class

9 responses



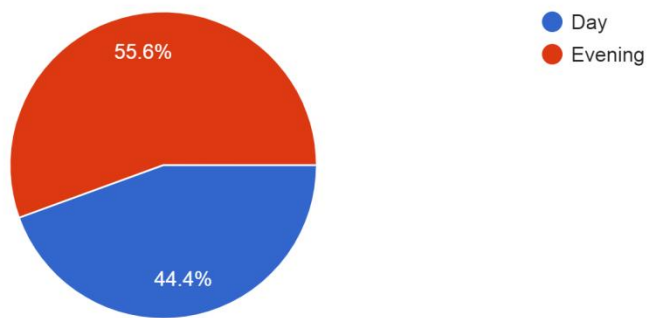
Department

9 responses



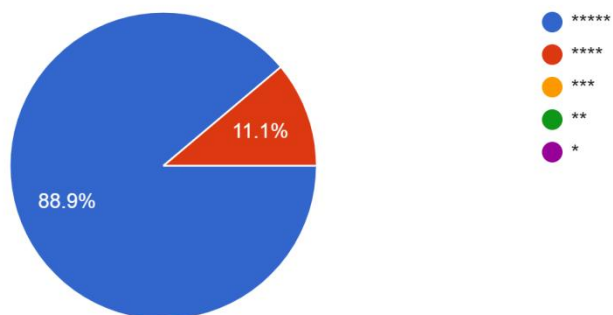
Stream

9 responses



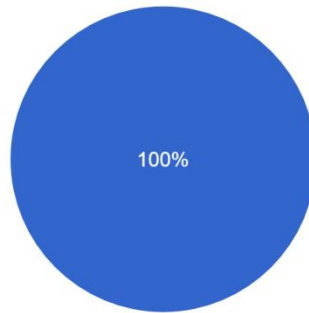
How did you like the program? (Day 1)

9 responses



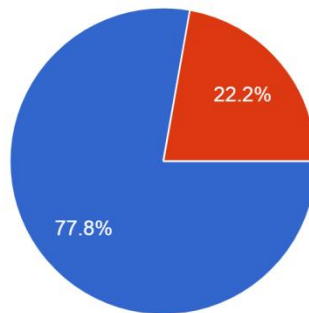
How did you like the program? (Day 2)

9 responses



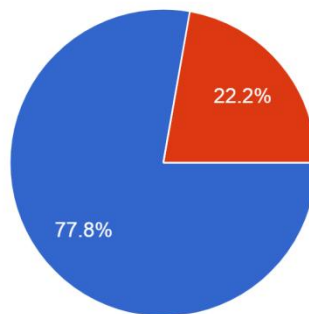
How useful was the program? (Day 1)

9 responses



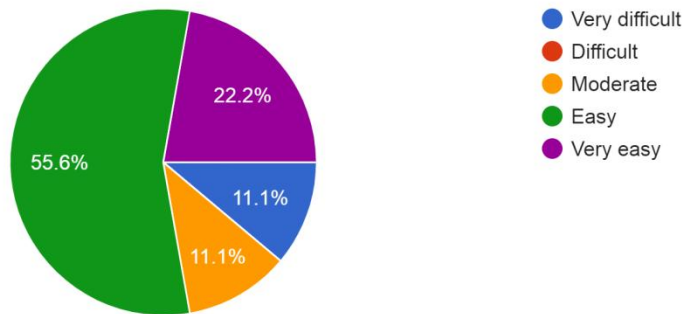
How useful was the program? (Day 2)

9 responses



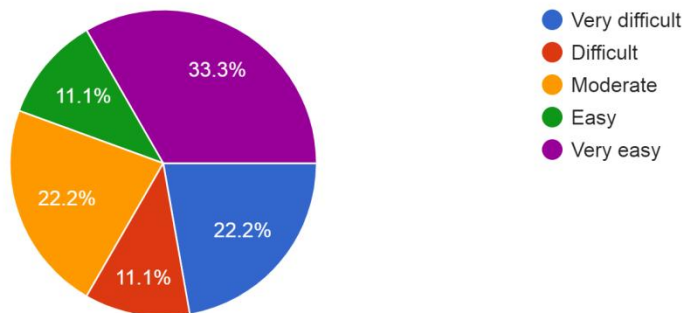
How easy was it to understand the program? (Day 1)

9 responses



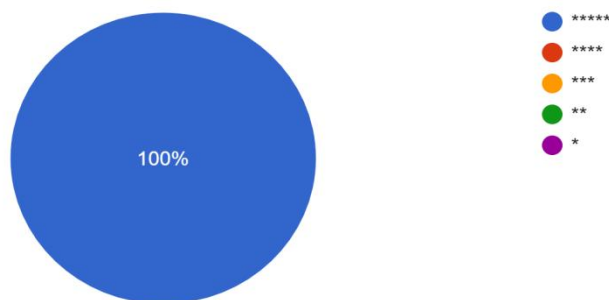
How easy was it to understand the program? (Day 2)

9 responses



How was overall organization of the program?

9 responses



Any suggestions to make program better 6 responses

No
Super
Very nice mam
Very uesful the program. .very nice very interesting mam. Your product very nice mam.
No
This program is very useful for all students.two days class is very clear and learn .Thank you mam

Sample Certificate

Fevicryl[®]

Workshop Participation Certificate

This is to certify that

Mr/Mrs/Ms _____

has successfully participated in the

Fevicryl Workshop

from _____ to _____ at _____

Date _____

Place _____


Signature of Fevicryl Specialist / Expert

 **Pidilite Industries Ltd.** Regent Chambers, Nariman Point, Mumbai 400021

D.K.M COLLEGE FOR WOMEN (AUTONOMOUS) VELLORE -1
WOMEN DEVELOPMENT CELL
 Organizing
HANDS-ON TRAINING PROGRAMME

 Resource Person: Mrs. Jayashree Narayanan, Fevicryl certified specialist, Pidilite Industries, Chennai-86	Date: 06.11.2021 Session - 1 Event: CLAY JEWELLERY Time : 3.00 to 5.00 pm	
	Date: 07.11.2021 Session - 2 Event: FABRIC PAINTING Time: 3.00 to 5.00 pm	
CONVENER Dr. R. Banumathy Head and Associate Professor of Economics	PATRON Dr. P.N. Sudha Principal	CHIEF PATRONS Er. D. Maninathan - Secretary Dr. T. Sivakumar - President

Clay Jewellery Making & Fabric Painting on 06.11.2021 & 07.11.2021

Details of resource persons with beneficiaries

S.No	Date	Resource Persons (Name & Designation)	Title of the Talk
1.	06.11.2021 & 07.11.2021	Mrs. Jayashree Narayanan, Fevicryl Certified Specialist, Pidilite Industries, Chennai-86	Clay Jewellery Making & Fabric Painting
